

AEROTECH AUTOMATION1

Linear Servo Drive Automation1 XL2e

Less Noise. More Control.

The Automation1-XL2e combines high-end, low noise linear power amplifiers with precision servo control technology in a compact form factor—all without sacrificing our high-end controller features. With no switching noise or deadtime, it delivers the higher-precision sensing you need for applications like eddy current inspection, sensor testing, and high-precision position and velocity tracking. It's also ideal for small step size and in-position stability applications because control to servo motors can be active 100% of the time.

Automation1

The XL2e is a part of the user-friendly Automation1 motion control platform, which includes the following:

- ◆ **Development Software**
- ◆ **Controls**
- ◆ **Motor Drives**
- ◆ **Fiber-Optic HyperWire® Communication Bus**



KEY FEATURES:

- ◆ **INTEGRATES EASILY IN MULTI-AXIS SYSTEMS** with other Automation1 drives & the iSMC motion controller
- ◆ Includes **STANDARD ABSOLUTE ENCODER** & square-wave encoder support
- ◆ Increases resolution of sine-wave feedback devices with optional **X65,536 ENCODER MULTIPLIER**
- ◆ Supports optional **DUAL-MULTIPLIED & DUAL-ABSOLUTE ENCODER FEEDBACK**
- ◆ Includes PSO, the **ULTIMATE IN POSITION-BASED CONTROL** for industrial lasers, cameras & more
- ◆ Features **SAFE TORQUE OFF (STO)** functional safety (certification pending)
- ◆ Offers optional **I/O EXPANSION BOARD**

AUTOMATION1-XL2e GENERAL SPECIFICATIONS

CATEGORY	SPECIFICATION
Position Synchronized Output (PSO)	<p>Standard</p> <ul style="list-style-type: none"> • One-axis PSO: Command position synchronized output pulses based on distance calculated from a single encoder. Includes one-axis Part-Speed PSO.* <p>Optional</p> <ul style="list-style-type: none"> • Two-axis PSO: Command position synchronized output pulses based on distance calculated from two encoders. Includes two-axis Part-Speed PSO.* • Three-axis PSO: Command position synchronized output pulses based on distance calculated from three encoders. Includes three-axis Part-Speed PSO.* • Two-axis Part-Speed PSO: Command position synchronized output pulses based on vector velocity command of up to two axes.* • Three-axis Part-Speed PSO: Command position synchronized output pulses based on vector velocity command of three or more axes.* <p>*Requires adding an expansion board to the drive to output PSO pulses via a physical connection.</p>
25-Pin Motor Feedback Connector	<p>High-speed differential inputs (encoder sin, cos, marker and fault) CW and CCW limits Hall effect sensor inputs (A, B and C) Analog motor temperature input (accepts digital) Brake output</p>
Multiplier Options	<ul style="list-style-type: none"> • MX0 option Primary encoder: 40 million counts per second square-wave input Auxiliary encoder: 40 million counts per second square-wave input (required EB1 expansion board) • MX2 option Primary encoder: 2 MHz/200 kHz (bandwidth selectable) sine-wave input, encoder multiplier up to 65,536 Auxiliary encoder: 40 million counts per second square-wave input (required EB1 expansion board) • MX3 option Primary encoder: 2 MHz/200 kHz (bandwidth selectable) sine-wave input, encoder multiplier up to 65,536 Auxiliary encoder: 200 kHz sine-wave input, encoder multiplier up to x16,384 (required EB1 expansion board)* <p>*Encoders multiplied with this input cannot be echoed out.</p>
I/O Expansion Board (-EB1)	<ul style="list-style-type: none"> • 8x optically isolated digital inputs • 8x optically isolated digital outputs • 1x 16-bit differential, ± 10 V analog input • 1x 16-bit single-ended, ± 10 V analog input • PSO output connector with up to 12.5 MHz output rate
Available Power Supply	Automation1-PS2 (pending)
Drive Array Memory	67.1 MB (16,777,216 32-bit elements)
High Speed Data Capture	Yes (50 ns latency)

chart continued on next page

AUTOMATION1-XL2e GENERAL SPECIFICATIONS

CATEGORY	SPECIFICATION
Safe Torque Off (STO)	Yes, SIL3/PLe/Cat 4 (certification pending)
HyperWire Connections	2x HyperWire small form-factor pluggable (SFP) ports
Automatic Brake Control	Standard (24 V at 1.0 A)
Absolute Encoder	BiSS CUnidirectional; EnDat 2.1; EnDat 2.2; SSI
Current Loop Update Rate	20 kHz
Servo Loop Update Rate	20 kHz
Operating Temperature	0 to 40 °C
Storage Temperature	-30 to 85 °C
Weight	1 kg (2.2 lb)
Compliance	CE approved, NRTL safety certification, EU 2015/863 RoHS 3 directive



AUTOMATION1-XL2e LINEAR AMPLIFIER SPECIFICATIONS

CATEGORY		XL2E-10 (±20 VDC)	XL2E-10 (±24 VDC)	XL2E-10 (±40 VDC)	XL2E-10 (±48 VDC)
Nominal Motor Bus Voltage		Equals motor supply input voltage			
Peak Output Current		10 A _{pk}			
Continuous Output Current @ 25°C ⁽¹⁾⁽²⁾⁽⁶⁾		TBD	TBD	1.5 A _{pk} 2.0 A _{pk}	TBD
Continuous Output Current @ 35°C ⁽¹⁾⁽²⁾⁽⁶⁾		TBD	TBD	TBD	TBD
Maximum Continuous Total Power Dissipation ⁽²⁾⁽³⁾⁽⁴⁾⁽⁶⁾		120 W 160 W			
Peak Amplifier Power Dissipation per Phase ⁽⁵⁾⁽⁶⁾		400 W			
Effective Heatsink Thermal Resistance ⁽²⁾⁽⁶⁾		TBD			
Maximum Transistor Temperature		75°C			
Time to Reach Maximum Temperature at Maximum Continuous Power ⁽⁶⁾		TBD			
Motor Supply	Input Voltage	+/-5VDC to +/-48 VDC			
	Input Current (Continuous)	5 Arms			
	Input Current (Peak)	10 Arms			
Control Supply	Input Voltage	24 VDC			
	Input Current	2 A max, 0.4 A typical without brake			
Current Loop Bandwidth		2500 Hz (software selectable)			
Minimum Load Resistance		0 Ω			
Minimum Load Inductance		0 H			
Modes of Operation		Brushless, brush, stepper			
Protection Features		Peak current limit, over temperature, RMS current limit, dynamic power limit (SOA)			
Encoder Supply		5V @ 500 mA			

1. AC or DC motor type with a 0 Ω winding resistance assumed.
2. The first value is for a stationary AC or DC motor. The second value is for a moving AC motor.
3. De-rate at temperatures above 25°C ambient.
4. Amplifier power dissipation is calculated as (V_{bus} – V_{out}) · I_{out} for each phase. A 40B configuration that drives 1 A into 0 Ω results in 40 W of power dissipation in the amplifier.
5. The XL5e amplifier has peak power-limiting circuitry to protect itself from damage. The power limiting bit in the drive status word indicates if this has occurred.
6. Additional testing required by Aerotech to verify this specification.

AUTOMATION1 XL2e ORDERING OPTIONS

Automation1-XL2e

Automation1-XL2e Enhanced, Compact Linear Servo Drive

Peak Current

-10 10 A peak current (default)

Expansion Board

-EB0 No expansion board (default)

-EB1 IO expansion board

Multiplier

-MX0 No encoder multiplier (default)

-MX2 2 MHz / 450 kHz x65536 multiplier (primary), no multiplier (auxiliary)*

-MX3 2 MHz / 450 kHz x65536 multiplier (primary), 450 kHz x16384 multiplier (auxiliary)*

**Requires "-EB1" I/O Expansion Board Option*

PSO

-PSO1 One-axis PSO (includes one-axis Part-Speed PSO) (default)

-PSO2 Two-axis PSO (includes two-axis Part-Speed PSO)

-PSO3 Two-axis PSO (includes three-axis Part-Speed PSO)

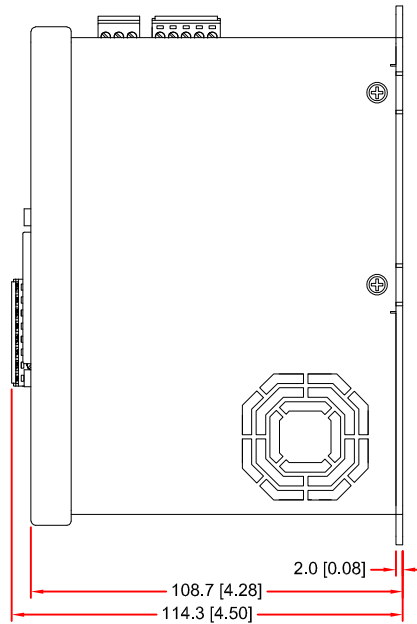
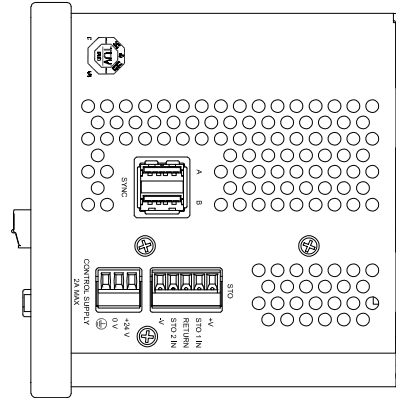
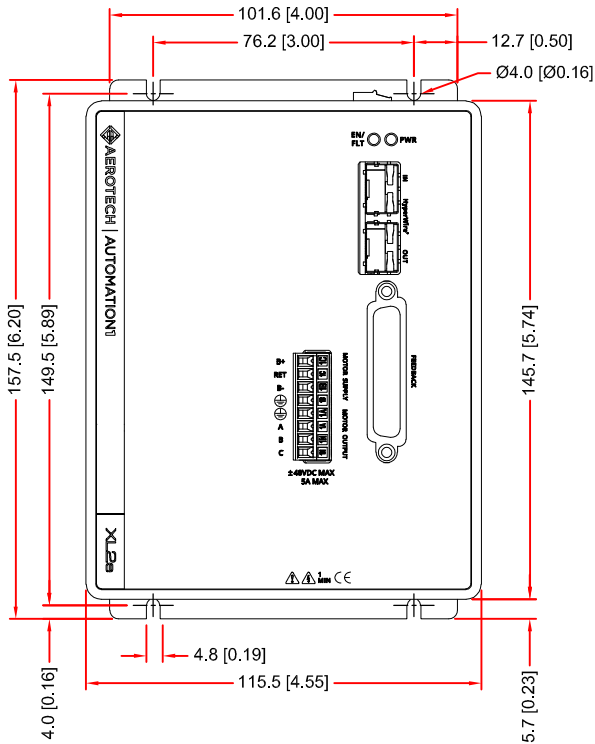
-PSO5 Two-axis Part-Speed PSO

-PSO6 Three-axis Part-Speed PSO



AUTOMATION1 XL2e DIMENSIONS

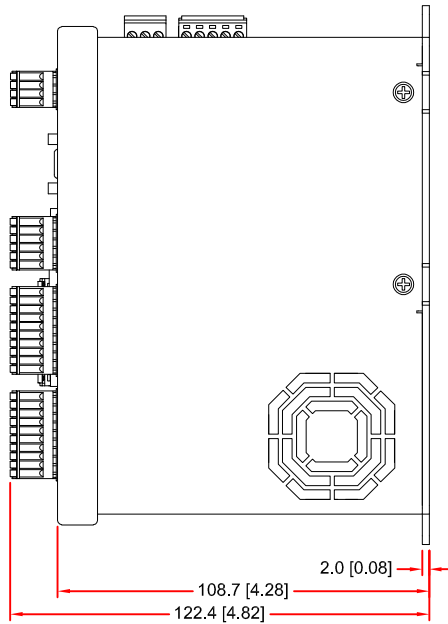
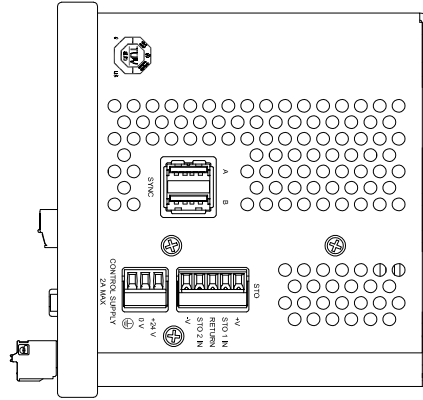
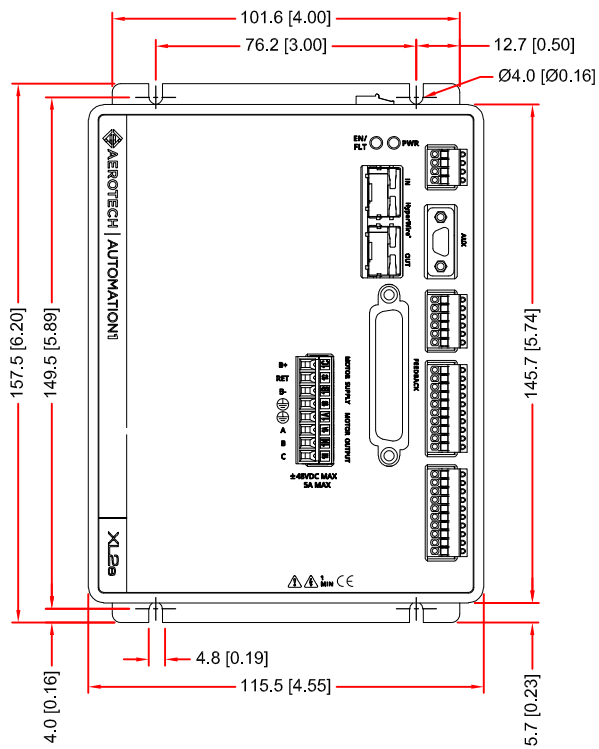
AUTOMATION1-XL2e WITH -EBO (NO EXPANSION BOARD) OPTION



AUTOMATION1-XL2e
 REC. MTG. HDWR: M3.5 [#6]
 REFER TO THE HARDWARE MANUAL FOR DIN RAIL MOUNTING INFORMATION

AUTOMATION1 XL2e DIMENSIONS

AUTOMATION1-XL2e WITH -EB1 (EXPANSION BOARD) OPTION



AUTOMATION1-XL2e
 REC. MTG. HDWR: M3.5 [#6]
 REFER TO THE HARDWARE MANUAL FOR DIN RAIL MOUNTING INFORMATION